

CASTELLA

lookbook



BROCHURE EDITION SIX



FINE INTERIOR HANDLES

Castella curates a globally sourced collection of sophisticated interior kitchen and cabinetry handles. Interior designers, architects, home builders and renovators will discover a beautiful range accompanied with lifetime guarantee and Castella's signature customer service.






5

STATEMENT COLLECTION

- | | | |
|----------|-------------|-------------|
| 6 MONACO | 10 TERRACE | 15 STIRLING |
| 7 STAPLE | 12 CHELSEA | 16 URBANE |
| 8 LOFT | 13 GALLANT | 17 VOGUE |
| 8 DISC | 14 HINCKLEY | |
| 9 GYRE | 14 TILE | |



19

TIMBER COLLECTION

- 20 MADERA
- 22 KERESTE



25

HYDROWOOD COLLECTION


- | | |
|--------------|--------------|
| 26 MURCHISON | 27 MACQUARIE |
| 27 TULLAH | 28 TARKINE |



31

ARTISAN COLLECTION

- | | | |
|------------|-----------|---------------|
| 32 HARVEST | 33 HAMMER | 35 TESSELLATE |
| 32 TUDOR | 34 CHISEL | |
| 33 RIPPLE | 34 PLUME | |



37

CONTOUR COLLECTION

- | | |
|-------------|------------|
| 38 TAPER | 39 RONDURE |
| 39 GRADIENT | |



41

HERITAGE COLLECTION

- | | | |
|--------------|--------------|--------------|
| 42 SHAKER | 46 WINDSOR | 49 BUCKHURST |
| 44 BENTLEIGH | 47 SOVEREIGN | 50 VENETIAN |
| 45 REGENT | 48 ESTATE | 51 OPERA |
| 45 NOUVEAU | 49 MANOR | |



53

LINEAR COLLECTION


- | | | |
|------------|------------|------------|
| 54 CLEMENT | 56 PLANAR | 58 FLUTE |
| 55 PORTAL | 57 CLEAT | 59 IMPERIA |
| 55 TUBULAR | 58 CONDUIT | |



61

MINIMAL COLLECTION

- | | |
|----------|----------|
| 62 LEDGE | 64 FORME |
| 63 SLIDE | 66 FLUSH |
| 64 CUBE | 67 LIPS |



69

NOSTALGIA COLLECTION

- | | |
|------------|-----------|
| 70 CENTURY | 75 SUPPLE |
| 71 EVOKE | 75 CORNER |
| 72 DECADE | |



77

STUDIO COLLECTION

- | | |
|-------------------|---------------|
| 78 HASTINGS | 81 KENSINGTON |
| 79 TUSCAN FOUNDRY | 82 BEXHILL |
| 80 LINEA ITALIANA | |

EXPLORE OUR COLLECTIONS

Castella handles and knobs are intelligently designed, functional and high performing.

Castella works with clients and partners on projects of any scale to find that perfect piece to transform the look and feel of a space.

For more information, please visit our website www.castella.com.au



Statement

COLLECTION

BOLD AND DRAMATIC


The Statement Collection delivers bold cutting edge style choices, well suited to those seeking urban elegance. Unafraid, this collection celebrates simple form for dramatic effect.

SCAN TO VIEW
THE STATEMENT
COLLECTION ON
OUR WEBSITE

MONACO

NEW DESIGN

The Monaco by Castella is designed to suit contemporary spaces. The knurling detail adds a touch of interest and texture to a simple, but refined handle.



MONACO HANDLE

FINISH	CODE	HC	L	W/D	P/H
Matt Black	600.192.04	192mm	202mm	16mm	25mm
Matt Black	600.320.04	320mm	330mm	16mm	25mm
Polished Chrome	600.192.06	192mm	202mm	16mm	25mm
Polished Chrome	600.320.06	320mm	330mm	16mm	25mm
Matt Gold	600.192.39	192mm	202mm	16mm	25mm
Matt Gold	600.320.39	320mm	330mm	16mm	25mm
Matt Rose Gold	600.192.40	192mm	202mm	16mm	25mm
Matt Rose Gold	600.320.40	320mm	330mm	16mm	25mm

MONACO ROUND KNOB

FINISH	CODE	HC	L	W/D	P/H
Matt Black	600.030.04	-	-	30mm	22mm
Polished Chrome	600.030.06	-	-	30mm	22mm
Matt Gold	600.030.39	-	-	30mm	22mm
Matt Rose Gold	600.030.40	-	-	30mm	22mm

MONACO T-KNOB

FINISH	CODE	HC	L	W/D	P/H
Matt Black	600.060.04	-	60mm	16mm	24mm
Polished Chrome	600.060.06	-	60mm	16mm	24mm
Matt Gold	600.060.39	-	60mm	16mm	24mm
Matt Rose Gold	600.060.40	-	60mm	16mm	24mm

MONACO SQUARE KNOB

FINISH	CODE	HC	L	W/D	P/H
Matt Black	601.035.04	-	35mm	35mm	22mm
Polished Chrome	601.035.06	-	35mm	35mm	22mm
Matt Gold	601.035.39	-	35mm	35mm	22mm
Matt Rose Gold	601.035.40	-	35mm	35mm	22mm

MONACO SHELF BRACKET

FINISH	CODE	HC	L	W/D	P/H
Matt Black	630.250.04	155mm	185mm	25mm	235mm
Polished Chrome	630.250.06	155mm	185mm	25mm	235mm
Matt Gold	630.250.39	155mm	185mm	25mm	235mm
Matt Rose Gold	630.250.40	155mm	185mm	25mm	235mm

MATT ROSE GOLD

ALL FOUR FINISHES

POLISHED CHROME

MATT BLACK

MATT GOLD

STAPLE

Featuring bold curves, the Staple handle is as functional as it is elegant.



STAPLE HANDLE

FINISH	CODE	HC	L	W/D	P/H
Polished Chrome	724.160.06	160mm	168mm	20mm	26mm
Polished Chrome	724.192.06	192mm	206mm	20mm	26mm
Dull Brushed Nickel	724.160.10	160mm	168mm	20mm	26mm
Dull Brushed Nickel	724.192.10	192mm	206mm	20mm	26mm

POLISHED CHROME

LOFT

The two tone finish on our Loft handle lifts it ahead of the pack in versatility and aesthetics. A versatile handle that is anything but average.

 SATIN STAINLESS STEEL

LOFT HANDLE

FINISH	CODE	HC	L	W/D	P/H
Satin Stainless Steel	788.128.07	128mm	158mm	14mm	34mm
Satin Stainless Steel	788.160.07	160mm	190mm	14mm	34mm
Satin Stainless Steel	788.192.07	192mm	222mm	14mm	34mm
Satin Stainless Steel	788.224.07	224mm	254mm	14mm	34mm
Satin Stainless Steel	788.288.07	288mm	318mm	14mm	34mm
Satin Stainless Steel	788.384.07	384mm	414mm	14mm	34mm
Satin Stainless Steel	788.448.07	448mm	478mm	14mm	34mm
Satin Stainless Steel	788.672.07	672mm	702mm	14mm	34mm
Satin Stainless Steel	788.896.07	896mm	926mm	14mm	34mm
Satin Stainless Steel	788.1280.07	1280mm	1310mm	14mm	34mm



SATIN STAINLESS STEEL

DISC

Reminiscent of a cabinet pull popular in the 1960s, its versatility allows for multiple design applications either as a cupboard knob or coat hook.

 MATT BLACK
 MATT WHITE
 DULL BRUSHED NICKEL

DISC COAT HOOK

FINISH	CODE	HC	L	W/D	P/H
Matt Black	751.060.04	-	-	60mm	39mm
Dull Brushed Nickel	751.060.10	-	-	60mm	39mm
Matt White	751.060.25	-	-	60mm	39mm







DULL BRUSHED NICKEL

GYRE

NEW DESIGN (SEMI-CIRCLE PULL HANDLE)

Gyre is a round cabinet pull that is ideal for adding contemporary luxury to your unique design.

 MATT BLACK
 POLISHED CHROME
 DULL BRUSHED NICKEL
 BRUSHED BRASS

GYRE SEMI-CIRCLE PULL HANDLE

FINISH	CODE	HC	L	W/D	P/H
Matt Black	409.090.04	64mm	90mm	40mm	25mm
Dull Brushed Nickel	409.090.10	64mm	90mm	40mm	25mm
Polished Chrome	409.090.06	64mm	90mm	40mm	25mm
Satin Brass	409.090.35	64mm	90mm	40mm	25mm



MATT BLACK

GYRE KNOB

FINISH	CODE	HC	L	W/D	P/H
Matt Black	410.060.04	32mm	-	60mm	23mm
Matt Black	410.090.04	32mm	-	90mm	23mm
Polished Chrome	410.060.06	32mm	-	60mm	23mm
Polished Chrome	410.090.06	32mm	-	90mm	23mm
Dull Brushed Nickel	410.060.10	32mm	-	60mm	23mm
Dull Brushed Nickel	410.090.10	32mm	-	90mm	23mm
Brushed Brass	410.060.35	32mm	-	60mm	23mm
Brushed Brass	410.090.35	32mm	-	90mm	23mm




DULL BRUSHED NICKEL

WHY CHOOSE CASTELLA?

Castella is 100% Australian owned and operated. We source the highest quality European designed fine interior handles. Additionally, we have a selection of inhouse designed handles to complement these ranges. With signature customer service and a lifetime guarantee, Castella is Australia's leading interior handle supplier.

TERRACE

A simple and stylish Italian range. Available in a knob and 3 handle sizes featuring 6 finishes. The copper finishes are finished with a PVD coating and will not patina with time.



TERRACE KNOB AND HANDLE

FINISH	CODE	HC	L	W/D	P/H
Matt Black	170.019.04	-	19mm	19mm	21mm
Matt Black	170.160.04	160mm	168mm	18mm	29mm
Matt Black	170.224.04	224mm	232mm	18mm	29mm
Matt Black	170.320.04	320mm	328mm	18mm	29mm
Brushed Nickel	170.019.05	-	19mm	19mm	21mm
Brushed Nickel	170.160.05	160mm	168mm	18mm	29mm
Brushed Nickel	170.224.05	224mm	232mm	18mm	29mm
Brushed Nickel	170.320.05	320mm	328mm	18mm	29mm
Polished Chrome	170.019.06	-	19mm	19mm	21mm
Polished Chrome	170.160.06	160mm	168mm	18mm	29mm
Polished Chrome	170.224.06	224mm	232mm	18mm	29mm
Polished Chrome	170.320.06	320mm	328mm	18mm	29mm
Bright Copper	170.019.30	-	19mm	19mm	21mm
Bright Copper	170.160.30	160mm	168mm	18mm	29mm
Bright Copper	170.224.30	224mm	232mm	18mm	29mm
Bright Copper	170.320.30	320mm	328mm	18mm	29mm
Antique Copper	170.019.31	-	19mm	19mm	21mm
Antique Copper	170.160.31	160mm	168mm	18mm	29mm
Antique Copper	170.224.31	224mm	232mm	18mm	29mm
Antique Copper	170.320.31	320mm	328mm	18mm	29mm
Brushed Brass	170.019.35	-	19mm	19mm	21mm
Brushed Brass	170.160.35	160mm	168mm	18mm	29mm
Brushed Brass	170.224.35	224mm	232mm	18mm	29mm
Brushed Brass	170.320.35	320mm	328mm	18mm	29mm



MATT BLACK (KNOB)



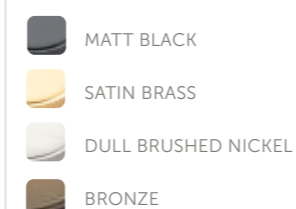
BRIGHT COPPER (HANDLE)



CHELSEA

NEW DESIGN

Chelsea is a luxury 100% brass range with knurling detail that is tactile, adds interest, and easy to grip. Perfect for an industrial feel in a contemporary setting.



CHELSEA 50MM 'T' KNOB

FINISH	CODE	HC	L	W/D	P/H
Matt Black	230.050.04	-	50mm	12mm	34mm
Dull Brushed Nickel	230.050.10	-	50mm	12mm	34mm
Satin Brass	230.050.35	-	50mm	12mm	34mm
Bronze	230.050.47	-	50mm	12mm	34mm



MATT BLACK

CHELSEA HANDLE

FINISH	CODE	HC	L	W/D	P/H
Matt Black	230.128.04	128mm	168mm	12mm	34mm
Matt Black	230.192.04	192mm	252mm	12mm	34mm
Matt Black	230.256.04	256mm	336mm	12mm	34mm
Dull Brushed Nickel	230.128.10	128mm	168mm	12mm	34mm
Dull Brushed Nickel	230.192.10	192mm	252mm	12mm	34mm
Dull Brushed Nickel	230.256.10	256mm	336mm	12mm	34mm
Satin Brass	230.128.35	128mm	168mm	12mm	34mm
Satin Brass	230.192.35	192mm	252mm	12mm	34mm
Satin Brass	230.256.35	256mm	336mm	12mm	34mm
Bronze	230.128.47	128mm	168mm	12mm	34mm
Bronze	230.192.47	192mm	252mm	12mm	34mm
Bronze	230.256.47	256mm	336mm	12mm	34mm



DULL BRUSHED NICKEL



BRONZE

CHELSEA 35MM KNOB

FINISH	CODE	HC	L	W/D	P/H
Matt Black	230.035.04	-	-	35mm	30mm
Dull Brushed Nickel	230.035.10	-	-	35mm	30mm
Satin Brass	230.035.35	-	-	35mm	30mm
Bronze	230.035.47	-	-	35mm	30mm



SATIN BRASS

CHELSEA APPLIANCE PULL HANDLE

FINISH	CODE	HC	L	W/D	P/H
Matt Black	230.352.04	352mm	450mm	18mm	48mm
Dull Brushed Nickel	230.352.10	352mm	450mm	18mm	48mm
Satin Brass	230.352.35	352mm	450mm	18mm	48mm
Bronze	230.352.47	352mm	450mm	18mm	48mm

GALLANT

As the name suggests, a bold valiant addition to our Statement Collection.



GALLANT KNOB AND HANDLE

FINISH	CODE	HC	L	W/D	P/H
Matt Black	400.016.04	16mm	-	32mm	26mm
Matt Black	400.160.04	160mm	172mm	32mm	26mm
Matt Black	400.320.04	320mm	332mm	32mm	26mm
Dull Brushed Nickel	400.016.10	16mm	-	32mm	26mm
Dull Brushed Nickel	400.160.10	160mm	172mm	32mm	26mm
Dull Brushed Nickel	400.320.10	320mm	332mm	32mm	26mm
Brushed Brass	400.016.35	16mm	-	32mm	26mm
Brushed Brass	400.160.35	160mm	172mm	32mm	26mm
Brushed Brass	400.320.35	320mm	332mm	32mm	26mm



MATT BLACK (KNOB)



BRUSHED BRASS

HINCKLEY

Streamlined, with a subtle curve, the Hinckley bow handle celebrates minimalist design reflected in its form.



HINCKLEY HANDLE

FINISH	CODE	HC	L	W/D	P/H
Matt Black	408.160.04	160mm	184mm	12mm	30mm
Matt Black	408.320.04	320mm	340mm	12mm	30mm
Matt Black	408.480.04	480mm	504mm	12mm	30mm
Polished Chrome	408.160.06	160mm	184mm	12mm	30mm
Polished Chrome	408.320.06	320mm	340mm	12mm	30mm
Polished Chrome	408.480.06	480mm	504mm	12mm	30mm
Dull Brushed Nickel	408.160.10	160mm	184mm	12mm	30mm
Dull Brushed Nickel	408.320.10	320mm	340mm	12mm	30mm
Dull Brushed Nickel	408.480.10	480mm	504mm	12mm	30mm
Brushed Brass	408.160.35	160mm	184mm	12mm	30mm
Brushed Brass	408.320.35	320mm	340mm	12mm	30mm
Brushed Brass	408.480.35	480mm	504mm	12mm	30mm



DULL BRUSHED NICKEL

TILE

Embracing classic design and a modern aesthetic, Tile is a unique choice for the minimalist space.



TILE KNOB


FINISH	CODE	HC	L	W/D	P/H
Satin Chrome	716.032.15	-	32mm	32mm	25mm
Satin Chrome	716.050.15	-	50mm	50mm	25mm
Satin Chrome	716.080.15	-	80mm	80mm	25mm



SATIN CHROME

STIRLING

Stirling is timeless, easy to use and will add a hint of luxury to your cabinets. Made from solid brass for added strength and durability.



STIRLING SOLID BRASS 'T' KNOB

FINISH	CODE	HC	L	W/D	P/H
Matt Black	220.050.04	-	50mm	10mm	35mm
Polished Chrome	220.050.06	-	50mm	10mm	35mm
Dull Brushed Nickel	220.050.10	-	50mm	10mm	35mm
Satin Brass	220.050.35	-	50mm	10mm	35mm
Bronze	220.050.47	-	50mm	10mm	35mm



MATT BLACK

STIRLING SOLID BRASS HANDLE

FINISH	CODE	HC	L	W/D	P/H
Matt Black	220.128.04	128mm	178mm	10mm	35mm
Matt Black	220.192.04	192mm	242mm	10mm	35mm
Polished Chrome	220.128.06	128mm	178mm	10mm	35mm
Polished Chrome	220.192.06	192mm	242mm	10mm	35mm
Dull Brushed Nickel	220.128.10	128mm	178mm	10mm	35mm
Dull Brushed Nickel	220.192.10	192mm	242mm	10mm	35mm
Satin Brass	220.128.35	128mm	178mm	10mm	35mm
Satin Brass	220.192.35	192mm	242mm	10mm	35mm
Bronze	220.128.47	128mm	178mm	10mm	35mm
Bronze	220.192.47	192mm	242mm	10mm	35mm



SATIN BRASS

STIRLING APPLIANCE PULL HANDLE








FINISH	CODE	HC	L	W/D	P/H
Matt Black	220.352.04	352mm	450mm	18mm	48mm
Polished Chrome	220.352.06	352mm	450mm	18mm	48mm
Dull Brushed Nickel	220.352.10	352mm	450mm	18mm	48mm
Satin Brass	220.352.35	352mm	450mm	18mm	48mm
Bronze	220.352.47	352mm	450mm	18mm	48mm



POLISHED CHROME

URBANE

The Urbane cabinet handle is distinctive and versatile, providing elegant simplicity and clean lines to your cabinetry.

 MATT BLACK	 BRUSHED GOLD
 GRAPHITE	 SATIN GOLD
 POLISHED CHROME	 MATT WHITE
 DULL BRUSHED NICKEL	

URBANE HANDLE

FINISH	CODE	HC	L	W/D	P/H
Matt Black	795.128.04	128mm	136mm	8mm	28mm
Matt Black	795.192.04	192mm	200mm	8mm	28mm
Matt Black	795.320.04	320mm	328mm	8mm	28mm
Dull Brushed Nickel	795.128.10	128mm	136mm	8mm	28mm
Dull Brushed Nickel	795.192.10	192mm	200mm	8mm	28mm
Dull Brushed Nickel	795.320.10	320mm	328mm	8mm	28mm
Matt White	795.128.25	128mm	136mm	8mm	28mm
Matt White	795.192.25	192mm	200mm	8mm	28mm
Matt White	795.320.25	320mm	328mm	8mm	28mm
Brushed Gold	795.128.32	128mm	136mm	8mm	28mm
Brushed Gold	795.192.32	192mm	200mm	8mm	28mm
Brushed Gold	795.320.32	320mm	328mm	8mm	28mm
Satin Gold	795.128.36	128mm	136mm	8mm	28mm
Satin Gold	795.192.36	192mm	200mm	8mm	28mm
Satin Gold	795.320.36	320mm	328mm	8mm	28mm
Graphite	795.128.37	128mm	136mm	8mm	28mm
Graphite	795.192.37	192mm	200mm	8mm	28mm
Graphite	795.320.37	320mm	328mm	8mm	28mm



MATT BLACK



GRAPHITE



DULL BRUSHED NICKEL

URBANE SQUARE KNOB




FINISH	CODE	HC	L	W/D	P/H
Matt Black	796.025.04	-	25mm	25mm	28mm
Polished Chrome	796.025.06	-	25mm	25mm	28mm
Dull Brushed Nickel	796.025.10	-	25mm	25mm	28mm
Matt White	796.025.25	-	25mm	25mm	28mm
Brushed Gold	796.025.32	-	25mm	25mm	28mm
Satin Gold	796.025.36	-	25mm	25mm	28mm
Graphite	796.025.37	-	25mm	25mm	28mm

URBANE ROUND KNOB

FINISH	CODE	HC	L	W/D	P/H
Matt Black	797.025.04	-	-	25mm	28mm
Polished Chrome	797.025.06	-	-	25mm	28mm
Dull Brushed Nickel	797.025.10	-	-	25mm	28mm
Matt White	797.025.25	-	-	25mm	28mm
Brushed Gold	797.025.32	-	-	25mm	28mm
Satin Gold	797.025.36	-	-	25mm	28mm
Graphite	797.025.37	-	-	25mm	28mm

VOGUE

Remarkable for the strength of its Spanish designed lines, this handle is the feature on any contemporary cabinetry.


 MATT BLACK
 MATT WHITE
 SATIN CHROME

VOGUE HANDLE

FINISH	CODE	HC	L	W/D	P/H
Matt Black	708.128.04	128mm	200mm	7mm	32mm
Matt Black	708.192.04	192mm	260mm	7mm	32mm
Satin Chrome	708.128.15	128mm	200mm	7mm	32mm
Satin Chrome	708.192.15	192mm	260mm	7mm	32mm
Matt White	708.128.25	128mm	200mm	7mm	32mm
Matt White	708.192.25	192mm	260mm	7mm	32mm



MATT BLACK



Timber

COLLECTION

RUSTIC TOUCH

The Castella Timber Collection is handcrafted and designed to meet the growing demand for high quality timber handles. Our Timber Collection is at home when combined with the layering of other warm, natural materials in beautiful interior spaces.

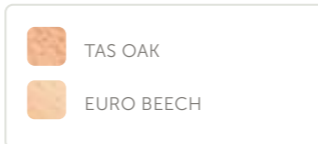


SCAN TO VIEW
THE TIMBER
COLLECTION ON
OUR WEBSITE

MADERA

A popular, handcrafted range of timber handles. Enquire for custom timber and sizes.

Madera is locally manufactured featuring Tasmanian Oak or European Beech, paired with support posts in trending finishes. A perfect feature handle on contemporary or classic cabinetry.



TAS OAK (MATT BLACK)



TAS OAK (POLISHED CHROME)



TAS OAK (POLISHED GOLD)



TAS OAK (SATIN CHROME)



TAS OAK (BRUSHED GOLD)

MADERA KNOB AND HANDLE (TAS OAK)

FINISH	CODE	HC	L	W/D	P/H
Tas Oak / Matt Black	300.050.04	-	50mm	22mm	36mm
Tas Oak / Matt Black	300.160.04	160mm	210mm	22mm	36mm
Tas Oak / Matt Black	300.224.04	224mm	274mm	22mm	36mm
Tas Oak / Matt Black	300.288.04	288mm	344mm	22mm	36mm
Tas Oak / Matt Black	300.416.04	416mm	480mm	22mm	36mm
Tas Oak / Polished Chrome	300.050.06	-	50mm	22mm	36mm
Tas Oak / Polished Chrome	300.160.06	160mm	210mm	22mm	36mm
Tas Oak / Polished Chrome	300.224.06	224mm	274mm	22mm	36mm
Tas Oak / Polished Chrome	300.288.06	288mm	344mm	22mm	36mm
Tas Oak / Polished Chrome	300.416.06	416mm	480mm	22mm	36mm
Tas Oak / Polished Gold	300.050.08	-	50mm	22mm	36mm
Tas Oak / Polished Gold	300.160.08	160mm	210mm	22mm	36mm
Tas Oak / Polished Gold	300.224.08	224mm	274mm	22mm	36mm
Tas Oak / Polished Gold	300.288.08	288mm	344mm	22mm	36mm
Tas Oak / Polished Gold	300.416.08	416mm	480mm	22mm	36mm
Tas Oak / Satin Chrome	300.050.15	-	50mm	22mm	36mm
Tas Oak / Satin Chrome	300.160.15	160mm	210mm	22mm	36mm
Tas Oak / Satin Chrome	300.224.15	224mm	274mm	22mm	36mm
Tas Oak / Satin Chrome	300.288.15	288mm	344mm	22mm	36mm
Tas Oak / Satin Chrome	300.416.15	416mm	480mm	22mm	36mm
Tas Oak / Brushed Gold	300.050.32	-	50mm	22mm	36mm
Tas Oak / Brushed Gold	300.160.32	160mm	210mm	22mm	36mm
Tas Oak / Brushed Gold	300.224.32	224mm	274mm	22mm	36mm
Tas Oak / Brushed Gold	300.288.32	288mm	344mm	22mm	36mm
Tas Oak / Brushed Gold	300.416.32	416mm	480mm	22mm	36mm



EURO BEECH (MATT BLACK)



EURO BEECH (POLISHED CHROME)



EURO BEECH (POLISHED GOLD)



EURO BEECH (SATIN CHROME)



EURO BEECH (BRUSHED GOLD)

MADERA KNOB AND HANDLE (EURO BEECH)

FINISH	CODE	HC	L	W/D	P/H
Euro Beech / Matt Black	301.050.04	-	50mm	22mm	36mm
Euro Beech / Matt Black	301.160.04	160mm	210mm	22mm	36mm
Euro Beech / Matt Black	301.224.04	224mm	274mm	22mm	36mm
Euro Beech / Matt Black	301.288.04	288mm	344mm	22mm	36mm
Euro Beech / Matt Black	301.416.04	416mm	480mm	22mm	36mm
Euro Beech / Polished Chrome	301.050.06	-	50mm	22mm	36mm
Euro Beech / Polished Chrome	301.160.06	160mm	210mm	22mm	36mm
Euro Beech / Polished Chrome	301.224.06	224mm	274mm	22mm	36mm
Euro Beech / Polished Chrome	301.288.06	288mm	344mm	22mm	36mm
Euro Beech / Polished Chrome	301.416.06	416mm	480mm	22mm	36mm
Euro Beech / Polished Gold	301.050.08	-	50mm	22mm	36mm
Euro Beech / Polished Gold	301.160.08	160mm	210mm	22mm	36mm
Euro Beech / Polished Gold	301.224.08	224mm	274mm	22mm	36mm
Euro Beech / Polished Gold	301.288.08	288mm	344mm	22mm	36mm
Euro Beech / Polished Gold	301.416.08	416mm	480mm	22mm	36mm
Euro Beech / Satin Chrome	301.050.15	-	50mm	22mm	36mm
Euro Beech / Satin Chrome	301.160.15	160mm	210mm	22mm	36mm
Euro Beech / Satin Chrome	301.224.15	224mm	274mm	22mm	36mm
Euro Beech / Satin Chrome	301.288.15	288mm	344mm	22mm	36mm
Euro Beech / Satin Chrome	301.416.15	416mm	480mm	22mm	36mm
Euro Beech / Brushed Gold	301.050.32	-	50mm	22mm	36mm
Euro Beech / Brushed Gold	301.160.32	160mm	210mm	22mm	36mm
Euro Beech / Brushed Gold	301.224.32	224mm	274mm	22mm	36mm
Euro Beech / Brushed Gold	301.288.32	288mm	344mm	22mm	36mm
Euro Beech / Brushed Gold	301.416.32	416mm	480mm	22mm	36mm

KERESTE

A beautiful combination of rich, warm walnut with satin brass accents, the Kereste is opulent and luxurious. To add a textural quality, the brass ends feature knurling detail.

 WALNUT SATIN BRASS

KERESTE KNOB AND HANDLE

FINISH	CODE	HC	L	W/D	P/H
Walnut - Satin Brass	235.030.35	-	-	30mm	28mm
Walnut - Satin Brass	235.128.35	128mm	154mm	13mm	38mm
Walnut - Satin Brass	235.192.35	192mm	219mm	13mm	38mm



WALNUT SATIN BRASS (KNOB)



WALNUT SATIN BRASS (HANDLE)

TIMELESS TIMBER

Castella's collection of timber handles are handcrafted from high quality timbers. The rich, textural appeal of quality timber is a trend which is modern and ageless in any interior space.



FEATURING MADERA HANDLE | DESIGN EZI-KIT KITCHENS | PHOTOGRAPHER SOUTHERN STUDIOS PHOTOGRAPHY



Hydrowood

COLLECTION

HANDLES WITH A STORY TO TELL

Castella has combined it's mastery in handle design with the unique timbers of Tasmanian Hydrowood to create the Castella Hydrowood Range.

Castella has enjoyed the opportunity to work with this inspiring product and to use specialty timbers that are without question uniquely Tasmanian. The process of ethically harvesting timber from the depths of Lake Pieman results in timbers that cannot be replicated.

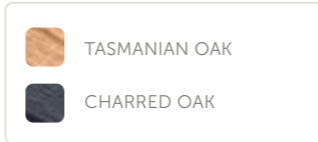


SCAN TO VIEW
THE HYDROWOOD
COLLECTION ON
OUR WEBSITE

MURCHISON

NEW DESIGN

Murchison handles are crafted from timber reclaimed from Lake Pieman on Tasmania's wild west coast, flooded over 30 years ago. Designed to celebrate these special timbers, the shape and form of Murchison handles are simple and functional.



TASMANIAN OAK



CHARRED OAK

MURCHISON RECLAIMED OAK HANDLE

FINISH	CODE	HC	L	W/D	P/H
Tasmanian Oak	350.096.90	96mm	150mm	32mm	28mm
Tasmanian Oak	350.128.90	128mm	200mm	32mm	28mm
Tasmanian Oak	350.256.90	256mm	300mm	32mm	28mm
Tasmanian Oak	350.320.90	320mm	400mm	32mm	28mm
Tasmanian Oak	350.512.90	512mm	600mm	32mm	28mm
Charred Oak	350.096.92	96mm	150mm	32mm	28mm
Charred Oak	350.128.92	128mm	200mm	32mm	28mm
Charred Oak	350.256.92	256mm	300mm	32mm	28mm
Charred Oak	350.320.92	320mm	400mm	32mm	28mm
Charred Oak	350.512.92	512mm	600mm	32mm	28mm

TULLAH

NEW DESIGN

The Tullah range is minimal and stylish featuring round tapered edges and textural timber grains. Tullah is a timeless option that would suit any cabinetry design.



TASMANIAN OAK

TULLAH RECLAIMED OAK HANDLE

FINISH	CODE	HC	L	W/D	P/H
Tasmanian Oak	325.096.90	96mm	150mm	16mm	21.5mm
Tasmanian Oak	325.128.90	128mm	200mm	16mm	21.5mm
Tasmanian Oak	325.256.90	256mm	300mm	16mm	21.5mm
Tasmanian Oak	325.320.90	350mm	400mm	16mm	21.5mm
Tasmanian Oak	325.544.90	544mm	600mm	16mm	21.5mm

MACQUARIE

NEW DESIGN

The Macquarie is handcrafted from Tasmanian Oak and the ideal statement piece to add to your interior project. The soft timber tones work perfectly with any colour scheme adding a touch of warmth to the space.



TASMANIAN OAK

MACQUARIE RECLAIMED OAK ROUND HANDLE

FINISH	CODE	HC	W/D	P/H
Tasmanian Oak	360.090.90	32mm	90mm	25mm
Tasmanian Oak	360.140.90	64mm	140mm	25mm



TASMANIAN OAK

MACQUARIE RECLAIMED OAK SEMI-CIRCLE HANDLE

FINISH	CODE	HC	L	W/D	P/H
Tasmanian Oak	365.090.90	32mm	44mm	90mm	25mm
Tasmanian Oak	365.140.90	64mm	69mm	140mm	25mm

INNOVATION AND SUSTAINABILITY

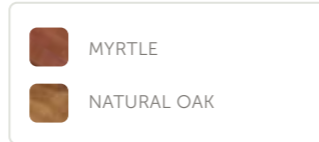
Inspired by the innovative and sustainable way of harvesting Tasmania's precious timbers, Castella has used this unique timber to manufacture a contemporary range of handles.

TARKINE

NEW DESIGN

The Tarkine Entrance Handles are designed to complement the Hydrowood timber used in their manufacture. Castella has worked with Hydrowood's reclaimed timber to create a unique collection. Available in Natural Oak and Myrtle, the handles have been finished with CUTEK® Extreme CD50, a high-performance, oil-based wood stabiliser to highlight the natural grain and beauty of timber whilst providing robust and long-lasting protection.

Fixings supplied for face fix, rear fix or back-to-back options, and support mounts are available in Matt Black, Polished Chrome, Satin Chrome, Brushed Brass and Polished Brass.



MYRTLE

NATURAL OAK



TARKINE OPTIONS AVAILABLE

TIMBER	SUPPORT POST WITH VISIBLE FACE CAP	SUPPORT POST WITH NO FACE CAP	LENGTH	FIXING OPTIONS
HYDROWOOD Natural Oak	Polished Brass	Polished Brass	450mm	Face Fix
HYDROWOOD Myrtle	Satin Brass	Satin Brass	600mm	Rear Fix
	Polished Chrome	Polished Chrome	900mm	Back To Back Fix (Pair)
	Satin Chrome	Satin Chrome	1200mm	
	Matt Black	Matt Black		

TARKINE HANDLES SHOWN WITH AND WITHOUT VISIBLE FACE CAPS.
FACE CAPS AVAILABLE IN: POLISHED GOLD, BRUSHED GOLD, POLISHED CHROME, SATIN CHROME & MATT BLACK.



Artisan

COLLECTION

RAW AND REFINED

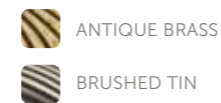
The Artisan Collection fuses the raw and the refined. Expertly crafted pieces inspired by nature dominate and delight as touch and texture are celebrated.



SCAN TO VIEW
THE ARTISAN
COLLECTION ON
OUR WEBSITE

HARVEST

Made in Europe, the Harvest handle and matching knob are perfectly suited to traditional style cabinets.



HARVEST KNOB

FINISH	CODE	HC	L	W/D	P/H
Antique Brass	756.034.03	34mm	35mm	30mm	22mm
Brushed Tin	756.034.85	34mm	35mm	30mm	22mm



ANTIQUÉ BRASS

HARVEST HANDLE

FINISH	CODE	HC	L	W/D	P/H
Antique Brass	756.096.03	96mm	128mm	16mm	27mm
Antique Brass	756.128.03	128mm	163mm	21mm	32mm
Brushed Tin	756.096.85	96mm	128mm	16mm	27mm
Brushed Tin	756.128.85	128mm	163mm	21mm	32mm



BRUSHED TIN

TUDOR

The Old American finish of Tudor will catch the eye of any antique lover.



TUDOR KNOB

FINISH	CODE	HC	L	W/D	P/H
Old America	174.032.23	-	32mm	32mm	30mm



OLD AMERICA

TUDOR HANDLE

FINISH	CODE	HC	L	W/D	P/H
Old America	174.160.23	160mm	173mm	23mm	40mm



OLD AMERICA

RIPPLE

Spanish made, the textured appearance of Ripple adds a striking level of detail to cabinetry.



RIPPLE KNOB

FINISH	CODE	HC	L	W/D	P/H
Antique Brass	744.042.03	16mm	42mm	42mm	25mm
Rustic Tin	744.042.86	16mm	42mm	42mm	25mm



RUSTIC TIN

RIPPLE HANDLE

FINISH	CODE	HC	L	W/D	P/H
Antique Brass	744.096.03	96mm	127mm	23mm	25mm
Antique Brass	744.128.03	128mm	168mm	25mm	26mm
Rustic Tin	744.096.86	96mm	127mm	23mm	25mm
Rustic Tin	744.128.86	128mm	168mm	25mm	26mm



ANTIQUÉ BRASS

HAMMER

With its hand forged appearance, this stunning handle is perfect for an industrial styled interior.



HAMMER PULL

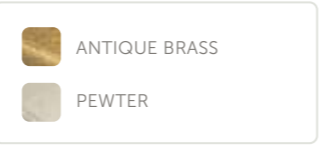
FINISH	CODE	HC	L	W/D	P/H
Antique Black	172.032.01	32mm	50mm	53mm	27mm
Antique Black	172.160.01	160mm	176mm	53mm	27mm
Antique Black	172.224.01	224mm	240mm	53mm	27mm



ANTIQUÉ BLACK

CHISEL

A refined, yet simple design from Italy that fits beautifully with traditional décor.



ANTIQUÉ BRASS

CHISEL KNOB

FINISH	CODE	HC	L	W/D	P/H
Antique Brass	086.038.03	–	38mm	24mm	23mm
Pewter	086.038.14	–	38mm	24mm	23mm



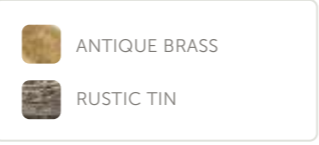
PEWTER

CHISEL HANDLE

FINISH	CODE	HC	L	W/D	P/H
Antique Brass	086.096.03	96mm	116mm	24mm	24mm
Pewter	086.096.14	96mm	116mm	24mm	24mm

PLUME

Designed in Spain, this rustic range adds a warm ambience to your cabinetry.



RUSTIC TIN

PLUME KNOB

FINISH	CODE	HC	L	W/D	P/H
Antique Brass	736.030.03	–	–	30mm	25mm
Rustic Tin	736.030.86	–	–	30mm	25mm



ANTIQUÉ BRASS

PLUME HANDLE

FINISH	CODE	HC	L	W/D	P/H
Antique Brass	736.096.03	96mm	120mm	25mm	25mm
Rustic Tin	736.096.86	96mm	120mm	25mm	25mm

TESSELLATE

A textural handle in antique finishes which complements bold geometric design.



ANTIQUÉ BRASS

TESSELLATE KNOB

FINISH	CODE	HC	L	W/D	P/H
Antique Brass	752.034.03	–	34mm	34mm	24mm
Oil Rubbed Bronze	752.034.80	–	34mm	34mm	24mm
Brushed Tin	752.034.85	–	34mm	34mm	24mm



OIL RUBBED BRONZE

TESSELLATE HANDLE

FINISH	CODE	HC	L	W/D	P/H
Antique Brass	752.096.03	96mm	136mm	16mm	24mm
Antique Brass	752.128.03	128mm	161mm	20mm	25mm
Oil Rubbed Bronze	752.096.80	96mm	136mm	16mm	24mm
Oil Rubbed Bronze	752.128.80	128mm	161mm	20mm	25mm
Brushed Tin	752.096.85	96mm	136mm	16mm	24mm
Brushed Tin	752.128.85	128mm	161mm	20mm	25mm

HAVE YOU JOINED OUR TRADE CUSTOMER MEMBERSHIP?

Membership is open to trade customers (architects, interior designers, builders, developers, kitchen manufacturers and distributors) with a current ABN.

A Castella Trade Customer Membership will allow you to view trade pricing and buy directly online.

Applying for Trade Membership is easy, just fill in our **application form** on our website.



Contour

COLLECTION

SOFT AND SUBTLE



The Contour Collection embodies gentle rounded form, soft edges and classic subtle shape. Smooth lines and arched centres underpin this collection to look both effortless and inviting.



SCAN TO VIEW
THE CONTOUR
COLLECTION ON
OUR WEBSITE

TAPER

The Italian design is reflected in its subtle and sophisticated curves.

-  POLISHED CHROME
-  SATIN CHROME



TAPER KNOB

FINISH	CODE	HC	L	W/D	P/H
Polished Chrome	145.020.06	-	20mm	18mm	35mm
Satin Chrome	145.020.15	-	20mm	18mm	35mm

SATIN CHROME



TAPER HANDLE

FINISH	CODE	HC	L	W/D	P/H
Polished Chrome	145.128.06	128mm	185mm	18mm	35mm
Polished Chrome	145.224.06	224mm	281mm	18mm	35mm
Satin Chrome	145.128.15	128mm	185mm	18mm	35mm
Satin Chrome	145.224.15	224mm	281mm	18mm	35mm

POLISHED CHROME



MEET YOUR LOCAL DISTRIBUTOR

We supply beautiful architectural hardware to a wide network of manufacturers, distributors, designers and architects across Australia.

Use our online **store finder** tool to search for a distributor near you.

GRADIENT

A functional bar handle and knob with European flair.

-  POLISHED CHROME
-  DULL BRUSHED NICKEL



GRADIENT KNOB

FINISH	CODE	HC	L	W/D	P/H
Polished Chrome	732.030.06	30mm	20mm	28mm	26mm
Dull Brushed Nickel	732.030.10	30mm	20mm	28mm	26mm

DULL BRUSHED NICKEL



GRADIENT HANDLE

FINISH	CODE	HC	L	W/D	P/H
Polished Chrome	732.160.06	160mm	176mm	22mm	26mm
Polished Chrome	732.192.06	192mm	208mm	22mm	26mm
Dull Brushed Nickel	732.160.10	160mm	176mm	22mm	26mm
Dull Brushed Nickel	732.192.10	192mm	208mm	22mm	26mm

POLISHED CHROME

RONDURE

The name is derived from the Old French word 'rondeur' meaning round, or a graceful curve.

-  MATT BLACK
-  MATT WHITE
-  POLISHED CHROME
-  DULL BRUSHED NICKEL



MATT BLACK

RONDURE HANDLE

FINISH	CODE	HC	L	W/D	P/H
Matt Black	793.224.04	224mm	235mm	11mm	30mm
Matt Black	793.320.04	320mm	360mm	11mm	34mm
Polished Chrome	793.224.06	224mm	235mm	11mm	30mm
Polished Chrome	793.320.06	320mm	360mm	11mm	34mm
Dull Brushed Nickel	793.224.10	224mm	235mm	11mm	30mm
Dull Brushed Nickel	793.320.10	320mm	360mm	11mm	34mm
Matt White	793.224.25	224mm	235mm	11mm	30mm
Matt White	793.320.25	320mm	360mm	11mm	34mm



Heritage

COLLECTION

ENDURING CRAFTSMANSHIP


The Heritage Collection pays homage to a bygone era. Embracing enduring style, exquisitely crafted detail and modern Italian design, the Heritage Collection is a history lesson in timeless sophistication.



SCAN TO VIEW
THE HERITAGE
COLLECTION ON
OUR WEBSITE

SHAKER

The timelessness of the Shaker range is its simple, unpretentious design.



SHAKER KNOB

FINISH	CODE	HC	L	W/D	P/H
Antique Black	105.030.01	-	-	30mm	24mm
Antique Black	105.035.01	-	-	35mm	27mm
Antique Brass	105.030.03	-	-	30mm	24mm
Antique Brass	105.035.03	-	-	35mm	27mm
Matt Black	105.030.04	-	-	30mm	24mm
Matt Black	105.035.04	-	-	35mm	27mm
Chrome Plated	105.030.06	-	-	30mm	24mm
Chrome Plated	105.035.06	-	-	35mm	27mm
Satin Nickel	105.030.13	-	-	30mm	24mm
Satin Nickel	105.035.13	-	-	35mm	27mm
Pewter	105.030.14	-	-	30mm	24mm
Pewter	105.035.14	-	-	35mm	27mm
Old America	105.030.23	-	-	30mm	24mm
Old America	105.035.23	-	-	35mm	27mm
Brushed Brass	105.030.35	-	-	30mm	24mm
Brushed Brass	105.035.35	-	-	35mm	27mm



BRUSHED BRASS



ANTIQUÉ BRASS

SHAKER FLUTED KNOB

FINISH	CODE	HC	L	W/D	P/H
Antique Black	106.035.01	-	-	35mm	26mm
Antique Brass	106.035.03	-	-	35mm	26mm
Matt Black	106.035.04	-	-	35mm	26mm
Chrome Plated	106.035.06	-	-	35mm	26mm
Satin Nickel	106.035.13	-	-	35mm	26mm
Pewter	106.035.14	-	-	35mm	26mm
Old America	106.035.23	-	-	35mm	26mm
Brushed Brass	106.035.35	-	-	35mm	26mm

SHAKER CUP PULL

FINISH	CODE	HC	L	W/D	P/H
Antique Black	108.064.01	64mm	104mm	31mm	25mm
Antique Brass	108.064.03	64mm	104mm	31mm	25mm
Matt Black	108.064.04	64mm	104mm	31mm	25mm
Chrome Plated	108.064.06	64mm	104mm	31mm	25mm
Satin Nickel	108.064.13	64mm	104mm	31mm	25mm
Pewter	108.064.14	64mm	104mm	31mm	25mm
Old America	108.064.23	64mm	104mm	31mm	25mm
Brushed Brass	108.064.35	64mm	104mm	31mm	25mm



PEWTER

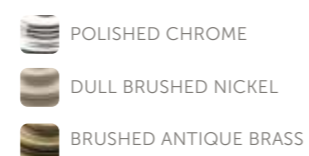
DURABLE AND FUNCTIONAL

The Shakers were a religious group that broke from the Quakers in the late 18th century and were known for the quality of their workmanship being simple in style, durable and functional.

Shaker style suits country, traditional and minimalist style kitchens.

BENTLEIGH

The Bentleigh cabinet range is reminiscent of ages past. The Italian design symbolises sophistication, style and a step back in time.



BENTLEIGH KNOB

FINISH	CODE	HC	L	W/D	P/H
Polished Chrome	403.032.06	-	-	32mm	30mm
Polished Chrome	403.038.06	-	-	38mm	35mm
Dull Brushed Nickel	403.032.10	-	-	32mm	30mm
Dull Brushed Nickel	403.038.10	-	-	38mm	35mm
Brushed Antique Brass	403.032.38	-	-	32mm	30mm
Brushed Antique Brass	403.038.38	-	-	38mm	35mm

BENTLEIGH HANDLE

FINISH	CODE	HC	L	W/D	P/H
Polished Chrome	403.096.06	96mm	146mm	17mm	34mm
Polished Chrome	403.160.06	160mm	214mm	18mm	34mm
Dull Brushed Nickel	403.096.10	96mm	146mm	17mm	34mm
Dull Brushed Nickel	403.160.10	160mm	214mm	18mm	34mm
Brushed Antique Brass	403.096.38	96mm	146mm	17mm	34mm
Brushed Antique Brass	403.160.38	160mm	214mm	18mm	34mm



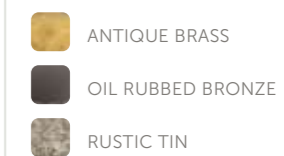
BRUSHED ANTIQUE BRASS



DULL BRUSHED NICKEL

REGENT

Featuring an elegant rope design, this beautifully crafted knob and handle in three antique finishes is the perfect option for any traditional or Hamptons kitchen design.



REGENT KNOB

FINISH	CODE	HC	L	W/D	P/H
Antique Brass	748.034.03	-	-	34mm	23mm
Oil Rubbed Bronze	748.034.80	-	-	34mm	23mm
Rustic Tin	748.034.86	-	-	34mm	23mm



OIL RUBBED BRONZE

REGENT HANDLE

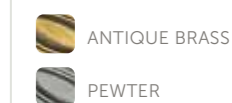
FINISH	CODE	HC	L	W/D	P/H
Antique Brass	748.096.03	96mm	114mm	13mm	27mm
Antique Brass	748.128.03	128mm	150mm	15mm	30mm
Oil Rubbed Bronze	748.096.80	96mm	114mm	13mm	27mm
Oil Rubbed Bronze	748.128.80	128mm	150mm	15mm	30mm
Rustic Tin	748.096.86	96mm	114mm	13mm	27mm
Rustic Tin	748.128.86	128mm	150mm	15mm	30mm



ANTIQUÉ BRASS

NOUVEAU

The Nouveau cup pull and knob is the perfect finishing touch to any traditional or provincial style cabinetry.



NOUVEAU OVAL KNOB

FINISH	CODE	HC	L	W/D	P/H
Antique Brass	088.032.03	32mm	73mm	30mm	23mm
Pewter	088.032.14	32mm	73mm	30mm	23mm



ANTIQUÉ BRASS

NOUVEAU CUP PULL

FINISH	CODE	HC	L	W/D	P/H
Antique Brass	088.064.03	64mm	100mm	31mm	23mm
Pewter	088.064.14	64mm	100mm	31mm	23mm

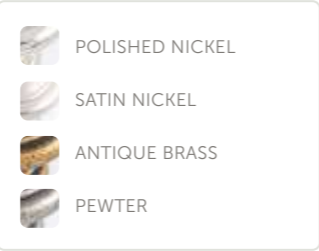


PEWTER

WINDSOR

NEW DESIGN

The Windsor range is full of old-world charm. A stunning addition to any home, but best suited to classic or traditional design styles, and features an intricately decorative element.



WINDSOR KNOB

FINISH	CODE	HC	L	W/D	P/H
Antique Brass	150.030.03	-	-	30mm	25mm
Satin Nickel	150.030.13	-	-	30mm	25mm
Pewter	150.030.14	-	-	30mm	25mm
Polished Nickel	150.030.28	-	-	30mm	25mm

WINDSOR HANDLE

FINISH	CODE	HC	L	W/D	P/H
Antique Brass	150.128.03	128mm	158mm	15mm	31mm
Antique Brass	150.160.03	160mm	190mm	15mm	32mm
Satin Nickel	150.128.13	128mm	158mm	15mm	31mm
Satin Nickel	150.160.13	160mm	190mm	15mm	32mm
Pewter	150.128.14	128mm	158mm	15mm	31mm
Pewter	150.160.14	160mm	190mm	15mm	32mm
Polished Nickel	150.128.28	128mm	158mm	15mm	31mm
Polished Nickel	150.160.28	160mm	190mm	15mm	32mm



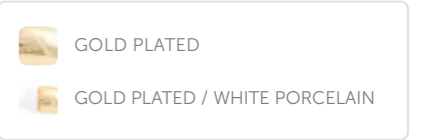
SATIN NICKEL



ANTIQU BRASS

SOVEREIGN

These Spanish knobs and handles are the perfect embellishment for your cabinetry.



SOVEREIGN HANDLE

FINISH	CODE	HC	L	W/D	P/H
Gold Plated	778.096.08	96mm	110mm	11mm	30mm
Gold Plated / White Porcelain	778.096.21	96mm	110mm	11mm	30mm



GOLD PLATED / WHITE PORCELAIN (TOP)
GOLD PLATED (BOTTOM)

SOVEREIGN KNOB

FINISH	CODE	HC	L	W/D	P/H
Gold Plated	780.030.08	-	-	30mm	26mm
Gold Plated	780.035.08	-	-	35mm	30mm



GOLD PLATED






GOLD PLATED

SOVEREIGN FLUTED KNOB

FINISH	CODE	HC	L	W/D	P/H
Gold Plated	784.030.08	-	-	30mm	24mm
Gold Plated	784.035.08	-	-	35mm	27mm

ESTATE

A popular choice for traditional and Hamptons kitchens in three finishes.

-  WHITE CRACKLE / PEWTER
-  CREAM CRACKLE / ANTIQUE BRASS
-  WHITE / BRUSHED NICKEL

ESTATE KNOB

FINISH	CODE	HC	L	W/D	P/H
White Crackle / Pewter	062.035.16	-	-	35mm	32mm
Cream Crackle / Antique Brass	062.035.17	-	-	35mm	32mm
White / Brushed Nickel	062.035.19	-	-	35mm	32mm

ESTATE T KNOB

FINISH	CODE	HC	L	W/D	P/H
White Crackle / Pewter	062.090.16	-	90mm	25mm	42mm
Cream Crackle / Antique Brass	062.090.17	-	90mm	25mm	42mm
White / Brushed Nickel	062.090.19	-	90mm	25mm	42mm

ESTATE HANDLE


FINISH	CODE	HC	L	W/D	P/H
White Crackle / Pewter	062.128.16	128mm	154mm	25mm	42mm
Cream Crackle / Antique Brass	062.128.17	128mm	154mm	25mm	42mm
White / Brushed Nickel	062.128.19	128mm	154mm	25mm	42mm

ESTATE BAIL HANDLE

FINISH	CODE	HC	L	W/D	P/H
White Crackle / Pewter	062.224.16	224mm	245mm	60mm	30mm
Cream Crackle / Antique Brass	062.224.17	224mm	245mm	60mm	30mm
White / Brushed Nickel	062.224.19	224mm	245mm	60mm	30mm

MANOR

Made in Italy, these white porcelain handles and matching knobs will add a finishing touch to a traditional decor.

-  WHITE / ANTIQUE BRASS
-  WHITE / PEWTER

MANOR KNOB

FINISH	CODE	HC	L	W/D	P/H
White / Antique Brass	087.030.21	-	-	30mm	30mm
White / Pewter	087.030.22	-	-	30mm	30mm

MANOR HANDLE




FINISH	CODE	HC	L	W/D	P/H
White / Antique Brass	087.096.21	96mm	110mm	22mm	41mm
White / Pewter	087.096.22	96mm	110mm	22mm	41mm

WHITE / PEWTER

WHITE / ANTIQUE BRASS

BUCKHURST

The Art Deco inspired Buckhurst handle is available in two lengths, and three finishes.

-  POLISHED CHROME
-  DULL BRUSHED NICKEL
-  BRUSHED ANTIQUE BRASS

BUCKHURST KNOB

FINISH	CODE	HC	L	W/D	P/H
Polished Chrome	402.016.06	16mm	50mm	23mm	23mm
Dull Brushed Nickel	402.016.10	16mm	50mm	23mm	23mm
Brushed Antique Brass	402.016.38	16mm	50mm	23mm	23mm

BUCKHURST HANDLE

FINISH	CODE	HC	L	W/D	P/H
Polished Chrome	402.128.06	128mm	158mm	27mm	28mm
Polished Chrome	402.192.06	192mm	222mm	27mm	28mm
Dull Brushed Nickel	402.128.10	128mm	158mm	27mm	28mm
Dull Brushed Nickel	402.192.10	192mm	222mm	27mm	28mm
Brushed Antique Brass	402.128.38	128mm	158mm	27mm	28mm
Brushed Antique Brass	402.192.38	192mm	222mm	27mm	28mm

POLISHED CHROME

BRUSHED ANTIQUE BRASS

WHITE CRACKLE / PEWTER

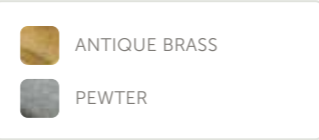
WHITE / BRUSHED NICKEL

CREAM CRACKLE / ANTIQUE BRASS

WHITE / BRUSHED NICKEL

VENETIAN

An Italian range featuring an interesting pattern is available in two finishes and matching cup pull, knobs and handle.



VENETIAN 38MM KNOB

FINISH	CODE	HC	L	W/D	P/H
Antique Brass	085.038.03	-	38mm	35mm	23mm
Pewter	085.038.14	-	38mm	35mm	23mm

VENETIAN 64MM PULL KNOB

FINISH	CODE	HC	L	W/D	P/H
Antique Brass	085.050.03	-	50mm	23mm	24mm
Pewter	085.050.14	-	50mm	23mm	24mm

VENETIAN 64MM PULL HANDLE

FINISH	CODE	HC	L	W/D	P/H
Antique Brass	085.064.03	64mm	99mm	36mm	23mm
Pewter	085.064.14	64mm	99mm	36mm	23mm

VENETIAN 128MM HANDLE

FINISH	CODE	HC	L	W/D	P/H
Antique Brass	085.128.03	128mm	165mm	32mm	28mm
Pewter	085.128.14	128mm	165mm	32mm	28mm

VENETIAN 86MM DOUBLE HOOK

FINISH	CODE	HC	L	W/D	P/H
Antique Brass	085.085.03	37mm	85mm	80mm	37mm
Pewter	085.085.14	37mm	85mm	80mm	37mm



ANTIQUÉ BRASS



PEWTER



ANTIQUÉ BRASS



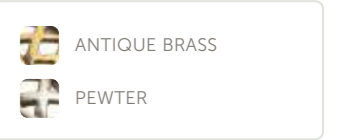
PEWTER



ANTIQUÉ BRASS

OPERA

With exquisitely crafted detail, the Opera from Italy features three styles and two finishes. Elegant and refined, it is the perfect jewellery for any traditional kitchen design.



PEWTER



ANTIQUÉ BRASS



PEWTER

OPERA 64MM CUP PULL

FINISH	CODE	HC	L	W/D	P/H
Antique Brass	089.064.03	64mm	96mm	50mm	24mm
Pewter	089.064.14	64mm	96mm	50mm	24mm

OPERA 70MM PULL

FINISH	CODE	HC	L	W/D	P/H
Antique Brass	089.070.03	-	70mm	23mm	24mm
Pewter	089.070.14	-	70mm	23mm	24mm

OPERA 96MM HANDLE

FINISH	CODE	HC	L	W/D	P/H
Antique Brass	089.096.03	96mm	138mm	25mm	25mm
Pewter	089.096.14	96mm	138mm	25mm	25mm



Linear

COLLECTION

THE SIMPLE MODERNIST

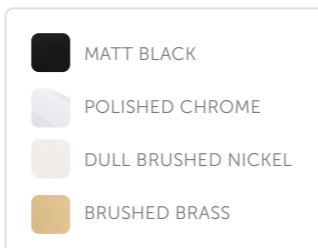
The Linear Collection represents a sleek and stylish aesthetic that caters to both the modernist and the traditionalist. The simplicity captured in this collection is the hallmark of sophistication.



SCAN TO VIEW
THE LINEAR
COLLECTION ON
OUR WEBSITE

CLEMENT

The ever-popular Clement handle is available in three sizes and four trending finishes.



CLEMENT HANDLE

FINISH	CODE	HC	L	W/D	P/H
Matt Black	405.128.04	128mm	158mm	7mm	30mm
Matt Black	405.192.04	192mm	222mm	7mm	30mm
Matt Black	405.320.04	320mm	350mm	7mm	30mm
Polished Chrome	405.128.06	128mm	158mm	7mm	30mm
Polished Chrome	405.192.06	192mm	222mm	7mm	30mm
Polished Chrome	405.320.06	320mm	350mm	7mm	30mm
Dull Brushed Nickel	405.128.10	128mm	158mm	7mm	30mm
Dull Brushed Nickel	405.192.10	192mm	222mm	7mm	30mm
Dull Brushed Nickel	405.320.10	320mm	350mm	7mm	30mm
Brushed Brass	405.128.35	128mm	158mm	7mm	30mm
Brushed Brass	405.192.35	192mm	222mm	7mm	30mm
Brushed Brass	405.320.35	320mm	350mm	7mm	30mm



MATT BLACK

A MODERN BALANCE

The Clement cabinet pull handle features distinctive angles and clean lines, striking a balance between modern and traditional design. The Clement handle is a contemporary solution for dynamic spaces.

PORTAL

The popular T bar design proves to be not only versatile but stylish on any contemporary cabinetry.



PORTAL HANDLE

FINISH	CODE	HC	L	W/D	P/H
Satin Stainless Steel	005.040.07	-	40mm	12mm	34mm
Satin Stainless Steel	005.096.07	96mm	136mm	12mm	34mm
Satin Stainless Steel	005.128.07	128mm	168mm	12mm	34mm
Satin Stainless Steel	005.160.07	160mm	220mm	12mm	34mm
Satin Stainless Steel	005.224.07	224mm	304mm	12mm	34mm
Satin Stainless Steel	005.288.07	288mm	368mm	12mm	34mm
Satin Stainless Steel	005.352.07	352mm	432mm	12mm	34mm
Satin Stainless Steel	005.416.07	416mm	496mm	12mm	34mm
Satin Stainless Steel	005.480.07	480mm	560mm	12mm	34mm
Satin Stainless Steel	005.544.07	544mm	624mm	12mm	34mm



SATIN STAINLESS STEEL

TUBULAR

The simple, yet classy design makes it the perfect choice for any contemporary cabinetry.



TUBULAR HANDLE

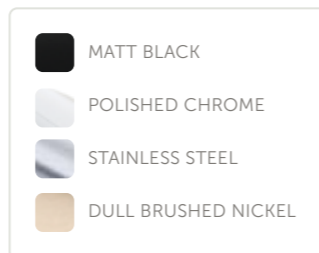
FINISH	CODE	HC	L	W/D	P/H
Satin Stainless Steel	024.096.07	96mm	108mm	12mm	34mm
Satin Stainless Steel	024.128.07	128mm	140mm	12mm	34mm
Satin Stainless Steel	024.160.07	160mm	172mm	12mm	34mm
Satin Stainless Steel	024.224.07	224mm	236mm	12mm	34mm
Satin Stainless Steel	024.288.07	288mm	300mm	12mm	34mm
Satin Stainless Steel	024.352.07	352mm	364mm	12mm	34mm
Satin Stainless Steel	024.416.07	416mm	428mm	12mm	34mm
Satin Stainless Steel	024.480.07	480mm	492mm	12mm	34mm
Satin Stainless Steel	024.544.07	544mm	556mm	12mm	34mm
Satin Stainless Steel	024.608.07	608mm	620mm	12mm	34mm
Satin Stainless Steel	024.704.07	704mm	716mm	12mm	34mm



SATIN STAINLESS STEEL

PLANAR

One of our most popular ranges, the Planar has clean lines with a rounded back for comfortable and practical use.



PLANAR HANDLE

FINISH	CODE	HC	L	W/D	P/H
Matt Black	032.096.04	96mm	102mm	12mm	26mm
Matt Black	032.128.04	128mm	134mm	12mm	26mm
Matt Black	032.160.04	160mm	166mm	12mm	26mm
Matt Black	032.224.04	224mm	230mm	12mm	26mm
Matt Black	032.288.04	288mm	294mm	12mm	26mm
Matt Black	032.352.04	352mm	358mm	12mm	26mm
Matt Black	032.448.04	448mm	454mm	12mm	26mm
Polished Chrome	032.096.06	96mm	102mm	12mm	26mm
Polished Chrome	032.128.06	128mm	134mm	12mm	26mm
Polished Chrome	032.160.06	160mm	166mm	12mm	26mm
Polished Chrome	032.224.06	224mm	230mm	12mm	26mm
Polished Chrome	032.288.06	288mm	294mm	12mm	26mm
Polished Chrome	032.352.06	352mm	358mm	12mm	26mm
Polished Chrome	032.448.06	448mm	454mm	12mm	26mm
Stainless Steel	032.128.07	128mm	134mm	12mm	26mm
Stainless Steel	032.160.07	160mm	166mm	12mm	26mm
Stainless Steel	032.224.07	224mm	230mm	12mm	26mm
Stainless Steel	032.288.07	288mm	294mm	12mm	26mm
Stainless Steel	032.352.07	352mm	358mm	12mm	26mm
Stainless Steel	032.448.07	448mm	454mm	12mm	26mm



MATT BLACK



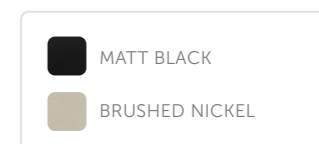
DULL BRUSHED NICKEL

PLANAR HANDLE

FINISH	CODE	HC	L	W/D	P/H
Dull Brushed Nickel	032.096.10	96mm	102mm	12mm	26mm
Dull Brushed Nickel	032.128.10	128mm	134mm	12mm	26mm
Dull Brushed Nickel	032.160.10	160mm	166mm	12mm	26mm
Dull Brushed Nickel	032.224.10	224mm	230mm	12mm	26mm
Dull Brushed Nickel	032.288.10	288mm	294mm	12mm	26mm
Dull Brushed Nickel	032.352.10	352mm	358mm	12mm	26mm
Dull Brushed Nickel	032.448.10	448mm	454mm	12mm	26mm

CLEAT

Featuring clean lines and a sleek aesthetic, the Cleat handle appeals to both the modernist and traditionalist.



CLEAT HANDLE

FINISH	CODE	HC	L	W/D	P/H
Matt Black	163.096.04	96mm	120mm	8mm	26mm
Matt Black	163.128.04	128mm	156mm	8mm	26mm
Matt Black	163.160.04	160mm	192mm	8mm	26mm
Matt Black	163.192.04	192mm	224mm	8mm	26mm
Matt Black	163.256.04	256mm	288mm	8mm	26mm
Matt Black	163.320.04	320mm	352mm	8mm	26mm
Brushed Nickel	163.096.05	96mm	120mm	8mm	26mm
Brushed Nickel	163.128.05	128mm	156mm	8mm	26mm
Brushed Nickel	163.160.05	160mm	192mm	8mm	26mm
Brushed Nickel	163.192.05	192mm	224mm	8mm	26mm
Brushed Nickel	163.256.05	256mm	288mm	8mm	26mm
Brushed Nickel	163.320.05	320mm	352mm	8mm	26mm



MATT BLACK

CONDUIT

A perfect and practical choice for those wanting a simple pull handle.



BRUSHED NICKEL

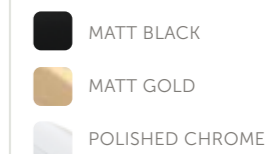
CONDUIT HANDLE

FINISH	CODE	HC	L	W/D	P/H
Brushed Nickel	007.096.05	96mm	106mm	10mm	32mm
Brushed Nickel	007.128.05	128mm	138mm	10mm	32mm
Brushed Nickel	007.160.05	160mm	170mm	10mm	32mm
Brushed Nickel	007.192.05	192mm	202mm	10mm	32mm
Brushed Nickel	007.224.05	224mm	234mm	10mm	32mm
Brushed Nickel	007.288.05	288mm	298mm	10mm	32mm
Brushed Nickel	007.352.05	352mm	362mm	10mm	32mm
Brushed Nickel	007.416.05	416mm	426mm	10mm	32mm
Brushed Nickel	007.480.05	480mm	490mm	10mm	32mm

IMPERIA

NEW DESIGN

The Imperia handle in the Linear collection is a slim square handle with triangular detailing. A perfect choice to add a geometric aesthetic to your cabinetry. Made in Italy.



MATT GOLD

IMPERIA HANDLE

FINISH	CODE	HC	L	W/D	P/H
Matt Black	605.160.04	160mm	168mm	9mm	24mm
Matt Black	605.192.04	192mm	200mm	9mm	24mm
Matt Black	605.320.04	320mm	328mm	9mm	24mm
Polished Chrome	605.160.06	160mm	168mm	9mm	24mm
Polished Chrome	605.192.06	192mm	200mm	9mm	24mm
Polished Chrome	605.320.06	320mm	328mm	9mm	24mm
Matt Gold	605.160.39	160mm	168mm	9mm	24mm
Matt Gold	605.192.39	192mm	200mm	9mm	24mm
Matt Gold	605.320.39	320mm	328mm	9mm	24mm

FLUTE

Manufactured from stainless steel, and featuring square ends with a rounded centre, this pull handle is popular and functional for a wide variety of cabinet styles.



SATIN STAINLESS STEEL

FLUTE HANDLE

FINISH	CODE	HC	L	W/D	P/H
Satin Stainless Steel	048.128.07	128mm	148mm	14mm	34mm
Satin Stainless Steel	048.160.07	160mm	180mm	14mm	34mm
Satin Stainless Steel	048.192.07	192mm	212mm	14mm	34mm
Satin Stainless Steel	048.288.07	288mm	308mm	14mm	34mm

OUR GUARANTEE

Choose your handles with confidence, knowing that our products have a lifetime guarantee. Please visit our website for further details on care and maintenance.



Minimal

COLLECTION

CONTEMPORARY COOL

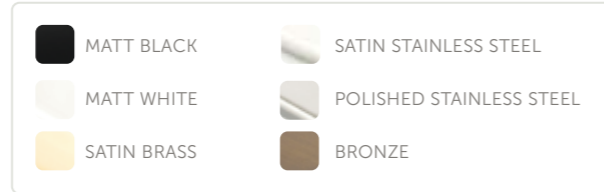
The Minimal Collection redefines contemporary. Seamless luxe, discreet functionality, reductive design and modern lines are all part of the streamlined styles within.



SCAN TO VIEW
THE MINIMAL
COLLECTION ON
OUR WEBSITE

LEDGE

The Ledge lip pull cabinet handle is perfect for those who love the discreet look of handleless cabinetry but need or prefer the functionality of a handle. Popular for both residential and commercial projects.



LEDGE LIP PULL

FINISH	CODE	HC	L	W/D	P/H
Matt Black	099.030.04	-	30mm	20mm	35mm
Matt Black	099.100.04	-	100mm	20mm	35mm
Matt Black	099.200.04	-	200mm	20mm	35mm
Matt Black	099.300.04	-	300mm	20mm	35mm
Matt Black	099.400.04	-	400mm	20mm	35mm
Satin Stainless Steel	099.030.07	-	30mm	20mm	35mm
Satin Stainless Steel	099.100.07	-	100mm	20mm	35mm
Satin Stainless Steel	099.200.07	-	200mm	20mm	35mm
Satin Stainless Steel	099.300.07	-	300mm	20mm	35mm
Satin Stainless Steel	099.400.07	-	400mm	20mm	35mm
Matt White	099.030.25	-	30mm	20mm	35mm
Matt White	099.100.25	-	100mm	20mm	35mm
Matt White	099.200.25	-	200mm	20mm	35mm
Matt White	099.300.25	-	300mm	20mm	35mm
Matt White	099.400.25	-	400mm	20mm	35mm
Polished Stainless Steel	099.030.27	-	30mm	20mm	35mm
Polished Stainless Steel	099.100.27	-	100mm	20mm	35mm
Polished Stainless Steel	099.200.27	-	200mm	20mm	35mm
Polished Stainless Steel	099.300.27	-	300mm	20mm	35mm
Polished Stainless Steel	099.400.27	-	400mm	20mm	35mm
Satin Brass	099.030.35	-	30mm	20mm	35mm
Satin Brass	099.100.35	-	100mm	20mm	35mm
Satin Brass	099.200.35	-	200mm	20mm	35mm
Satin Brass	099.300.35	-	300mm	20mm	35mm
Satin Brass	099.400.35	-	400mm	20mm	35mm



MATT WHITE




BRONZE

LEDGE LIP PULL

FINISH	CODE	HC	L	W/D	P/H
Bronze	099.030.47	-	30mm	20mm	35mm
Bronze	099.100.47	-	100mm	20mm	35mm
Bronze	099.200.47	-	200mm	20mm	35mm
Bronze	099.300.47	-	300mm	20mm	35mm
Bronze	099.400.47	-	400mm	20mm	35mm

SLIDE

A very contemporary, modern design, this flush pull is simple and so functional.



SLIDE FLUSH PULL

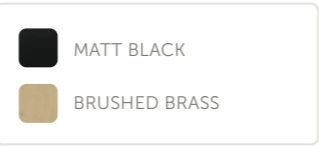
FINISH	CODE	HC	L	W/D	CUTOUT
Matt Black	530.150.04	-	150mm	37mm	128 x 27mm
Matt Black	530.200.04	-	200mm	37mm	174 x 27mm
Matt Black	530.250.04	-	250mm	37mm	224 x 27mm
Matt Black	530.300.04	-	300mm	37mm	274 x 27mm
Stainless Steel	530.150.07	-	150mm	37mm	128 x 27mm
Stainless Steel	530.200.07	-	200mm	37mm	174 x 27mm
Stainless Steel	530.250.07	-	250mm	37mm	224 x 27mm
Stainless Steel	530.300.07	-	300mm	37mm	274 x 27mm
Satin Brass	530.200.35	-	200mm	37mm	174 x 27mm
Satin Brass	530.300.35	-	300mm	37mm	274 x 27mm
Gunmetal	530.200.45	-	200mm	37mm	174 x 27mm
Gunmetal	530.300.45	-	300mm	37mm	274 x 27mm



MATT BLACK

CUBE

A playful addition to the Castella range, inspired by block symmetry and repetition of pattern.



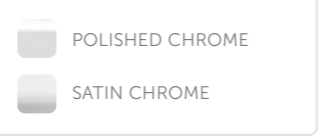
MATT BLACK

CUBE KNOB

FINISH	CODE	HC	L	W/D	P/H
Matt Black	411.018.04	-	18mm	18mm	25mm
Matt Black	411.025.04	-	25mm	25mm	32mm
Brushed Brass	411.018.35	-	18mm	18mm	25mm
Brushed Brass	411.025.35	-	25mm	25mm	32mm

FORME

A simple and minimalistic Italian design makes this handle a perfect choice for those seeking a seamless luxe feel.



SATIN CHROME

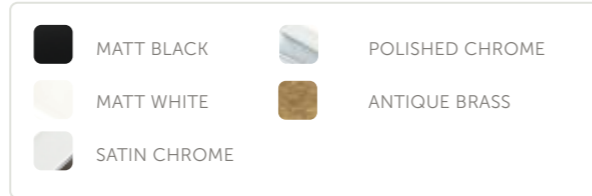
FORME HANDLE

FINISH	CODE	HC	L	W/D	P/H
Polished Chrome	148.128.06	128mm	210mm	30mm	19mm
Polished Chrome	148.160.06	160mm	247mm	30mm	19mm
Satin Chrome	148.128.15	128mm	210mm	30mm	19mm
Satin Chrome	148.160.15	160mm	247mm	30mm	19mm



FLUSH

Minimalistic in design and perfect for designs where less is more.



FLUSH ROUND PULL

FINISH	CODE	HC	L	W/D	CUTOUT
Matt Black	764.030.04	-	-	30mm	25mm x 11mm Deep
Matt Black	764.040.04	-	-	40mm	35mm x 11mm Deep
Polished Chrome	764.030.06	-	-	30mm	25mm x 11mm Deep
Polished Chrome	764.040.06	-	-	40mm	35mm x 11mm Deep
Satin Chrome	764.030.15	-	-	30mm	25mm x 11mm Deep
Satin Chrome	764.040.15	-	-	40mm	35mm x 11mm Deep
Matt White	764.030.25	-	-	30mm	25mm x 11mm Deep
Matt White	764.040.25	-	-	40mm	35mm x 11mm Deep



MATT WHITE

FLUSH SQUARE PULL

FINISH	CODE	HC	L	W/D	CUTOUT
Matt Black	768.039.04	-	39mm	39mm	35mm x 11mm Deep
Matt Black	768.050.04	-	50mm	50mm	44mm x 11mm Deep
Polished Chrome	768.039.06	-	39mm	39mm	35mm x 11mm Deep
Polished Chrome	768.050.06	-	50mm	50mm	44mm x 11mm Deep
Satin Chrome	768.039.15	-	39mm	39mm	35mm x 11mm Deep
Satin Chrome	768.050.15	-	50mm	50mm	44mm x 11mm Deep
Matt White	768.039.25	-	39mm	39mm	35mm x 11mm Deep
Matt White	768.050.25	-	50mm	50mm	44mm x 11mm Deep



MATT BLACK



SATIN CHROME



POLISHED CHROME

FLUSH PULL

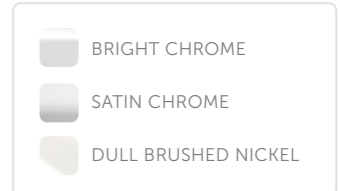
FINISH	CODE	HC	L	W/D	CUTOUT
Matt Black	776.145.04	-	145mm	50mm	40 x 139mm x 11mm Deep
Polished Chrome	776.145.06	-	145mm	50mm	40 x 139mm x 11mm Deep
Satin Chrome	776.145.15	-	145mm	50mm	40 x 139mm x 11mm Deep
Matt White	776.145.25	-	145mm	50mm	40 x 139mm x 11mm Deep

FLUSH OVAL PULL

FINISH	CODE	HC	L	W/D	CUTOUT
Antique Brass	764.150.03	-	150mm	40mm	25 x 100mm x 11mm Deep
Polished Chrome	764.150.06	-	150mm	40mm	25 x 100mm x 11mm Deep
Satin Chrome	764.150.15	-	150mm	40mm	25 x 100mm x 11mm Deep

LIPS

A stylish, yet functional handle from Europe.



LIPS PULL

FINISH	CODE	HC	L	W/D	P/H
Bright Chrome	792.160.06	160mm	240mm	45mm	20mm
Bright Chrome	792.224.06	224mm	320mm	45mm	20mm
Dull Brushed Nickel	792.160.10	160mm	240mm	45mm	20mm
Dull Brushed Nickel	792.224.10	224mm	320mm	45mm	20mm
Satin Chrome	792.160.15	160mm	240mm	45mm	20mm
Satin Chrome	792.224.15	224mm	320mm	45mm	20mm



DULL BRUSHED NICKEL



Nostalgia

COLLECTION

ECLECTIC REVIVALS

The Nostalgia Collection is a treasure chest of mid-century design; vintage, retro, and revival ranges designed to complement a variety of architectural styles for an eclectic design.



SCAN TO VIEW
THE NOSTALGIA
COLLECTION ON
OUR WEBSITE

CENTURY

A classic Italian design, perfectly suited to any traditional or Hamptons style cabinetry.



CENTURY ROUND KNOB

FINISH	CODE	HC	L	W/D	P/H
Antique Black	166.030.01	-	-	30mm	23mm
Antique Brass	166.030.03	-	-	30mm	23mm
Matt Black	166.030.04	-	-	30mm	23mm
Chrome Plated	166.030.06	-	-	30mm	23mm
Satin Nickel	166.030.13	-	-	30mm	23mm
Pewter	166.030.14	-	-	30mm	23mm
Old America	166.030.23	-	-	30mm	23mm
Brushed Brass	166.030.35	-	-	30mm	23mm



ANTIQUÉ BRASS

CENTURY HANDLE

FINISH	CODE	HC	L	W/D	P/H
Antique Black	165.096.01	96mm	109mm	12mm	24mm
Antique Black	165.128.01	128mm	140mm	14mm	27mm
Antique Black	165.160.01	160mm	174mm	14mm	27mm
Antique Brass	165.096.03	96mm	109mm	12mm	24mm
Antique Brass	165.128.03	128mm	140mm	14mm	27mm
Antique Brass	165.160.03	160mm	174mm	14mm	27mm
Matt Black	165.096.04	96mm	109mm	12mm	24mm
Matt Black	165.128.04	128mm	140mm	14mm	27mm
Matt Black	165.160.04	160mm	174mm	14mm	27mm
Chrome Plated	165.096.06	96mm	109mm	12mm	24mm
Chrome Plated	165.128.06	128mm	140mm	14mm	27mm
Chrome Plated	165.160.06	160mm	174mm	14mm	27mm



SATIN NICKEL



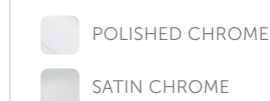
OLD AMERICA

CENTURY HANDLE CONTINUED

FINISH	CODE	HC	L	W/D	P/H
Satin Nickel	165.096.13	96mm	109mm	12mm	24mm
Satin Nickel	165.128.13	128mm	140mm	14mm	27mm
Satin Nickel	165.160.13	160mm	174mm	14mm	27mm
Pewter	165.096.14	96mm	109mm	12mm	24mm
Pewter	165.128.14	128mm	140mm	14mm	27mm
Pewter	165.160.14	160mm	174mm	14mm	27mm
Old America	165.096.23	96mm	109mm	12mm	24mm
Old America	165.128.23	128mm	140mm	14mm	27mm
Old America	165.160.23	160mm	174mm	14mm	27mm
Brushed Brass	165.096.35	96mm	109mm	12mm	24mm
Brushed Brass	165.128.35	128mm	140mm	14mm	27mm
Brushed Brass	165.160.35	160mm	174mm	14mm	27mm

EVOKE

A strikingly simple handle of Italian design, giving a strong eclectic feel.



EVOKE KNOB

FINISH	CODE	HC	L	W/D	P/H
Polished Chrome	140.043.06	-	43mm	25mm	30mm
Satin Chrome	140.043.15	-	43mm	25mm	30mm



POLISHED CHROME

EVOKE HANDLE

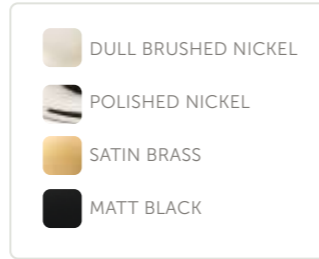
FINISH	CODE	HC	L	W/D	P/H
Polished Chrome	140.128.06	128mm	150mm	25mm	31mm
Polished Chrome	140.192.06	192mm	214mm	25mm	32mm
Polished Chrome	140.320.06	320mm	342mm	25mm	34mm
Satin Chrome	140.128.15	128mm	150mm	25mm	31mm
Satin Chrome	140.192.15	192mm	214mm	25mm	32mm
Satin Chrome	140.320.15	320mm	342mm	25mm	34mm



SATIN CHROME

DECADE

Made from solid brass for a quality look and feel, and a coordinating collection of cup pulls, knobs and handles, Decade will give the perfect finishing touch to your kitchen. Popular for Hamptons or Shaker style kitchens but will suit all design schemes.



DULL BRUSHED NICKEL

DECADE CUP PULL

FINISH	CODE	HC	L	W/D	P/H
Dull Brushed Nickel	200.076.10	76mm	100mm	27mm	18mm
Polished Nickel	200.076.28	76mm	100mm	27mm	18mm



POLISHED NICKEL

DECADE ROUNDED CUP PULL

FINISH	CODE	HC	L	W/D	P/H
Matt Black	202.076.04	76mm	95mm	23mm	32mm
Dull Brushed Nickel	202.076.10	76mm	95mm	23mm	32mm
Polished Nickel	202.076.28	76mm	95mm	23mm	32mm
Satin Brass	202.076.35	76mm	95mm	23mm	32mm



SATIN BRASS

DECADE LARGE ROUNDED CUP PULL

FINISH	CODE	HC	L	W/D	P/H
Matt Black	203.076.04	76mm	118mm	25mm	36mm
Dull Brushed Nickel	203.076.10	76mm	118mm	25mm	36mm
Polished Nickel	203.076.28	76mm	118mm	25mm	36mm
Satin Brass	203.076.35	76mm	118mm	25mm	36mm



DULL BRUSHED NICKEL

DECADE PULL HANDLE

FINISH	CODE	HC	L	W/D	P/H
Dull Brushed Nickel	205.102.10	102mm	131mm	25mm	30mm
Polished Nickel	205.102.28	102mm	131mm	25mm	30mm



POLISHED NICKEL

DECADE RIDGED HANDLE

FINISH	CODE	HC	L	W/D	P/H
Matt Black	206.102.04	102mm	120mm	19mm	32mm
Dull Brushed Nickel	206.102.10	102mm	120mm	19mm	32mm
Polished Nickel	206.102.28	102mm	120mm	19mm	32mm
Satin Brass	206.102.35	102mm	120mm	19mm	32mm



SATIN BRASS

DECADE PULL HANDLE

FINISH	CODE	HC	L	W/D	P/H
Matt Black	208.076.04	76mm	87mm	13mm	24mm
Matt Black	208.102.04	102mm	122mm	16mm	30mm
Matt Black	208.152.04	152mm	161mm	16mm	30mm
Dull Brushed Nickel	208.076.10	76mm	87mm	13mm	24mm
Dull Brushed Nickel	208.102.10	102mm	122mm	16mm	30mm
Dull Brushed Nickel	208.152.10	152mm	161mm	16mm	30mm
Polished Nickel	208.076.28	76mm	87mm	13mm	24mm
Polished Nickel	208.102.28	102mm	122mm	16mm	30mm
Polished Nickel	208.152.28	152mm	161mm	16mm	30mm
Satin Brass	208.076.35	76mm	87mm	13mm	24mm
Satin Brass	208.102.35	102mm	122mm	16mm	30mm
Satin Brass	208.152.35	152mm	161mm	16mm	30mm



DULL BRUSHED NICKEL

DECADE APPLIANCE PULL HANDLE

FINISH	CODE	HC	L	W/D	P/H
Matt Black	208.254.04	254mm	270mm	25mm	55mm
Matt Black	208.381.04	381mm	395mm	25mm	55mm
Dull Brushed Nickel	208.254.10	254mm	270mm	25mm	55mm
Dull Brushed Nickel	208.381.10	381mm	395mm	25mm	55mm
Polished Nickel	208.254.28	254mm	270mm	25mm	55mm
Polished Nickel	208.381.28	381mm	395mm	25mm	55mm
Satin Brass	208.254.35	254mm	270mm	25mm	55mm
Satin Brass	208.381.35	381mm	395mm	25mm	55mm



SATIN BRASS

DECADE DOME KNOB

FINISH	CODE	HC	L	W/D	P/H
Matt Black	210.035.04	-	-	35mm	32mm
Dull Brushed Nickel	210.035.10	-	-	35mm	32mm
Polished Nickel	210.035.28	-	-	35mm	32mm
Satin Brass	210.035.35	-	-	35mm	32mm

DECADE FLUTED KNOB

FINISH	CODE	HC	L	W/D	P/H
Matt Black	212.032.04	-	-	32mm	32mm
Matt Black	212.038.04	-	-	38mm	38mm
Dull Brushed Nickel	212.032.10	-	-	32mm	32mm
Dull Brushed Nickel	212.038.10	-	-	38mm	38mm
Polished Nickel	212.032.28	-	-	32mm	32mm
Polished Nickel	212.038.28	-	-	38mm	38mm
Satin Brass	212.032.35	-	-	32mm	32mm
Satin Brass	212.038.35	-	-	38mm	38mm



DULL BRUSHED NICKEL




POLISHED NICKEL

DECADE 38MM KNOB AND BACKPLATE

FINISH	CODE	HC	L	W/D	P/H
Matt Black	216.038.04	-	-	38mm	43mm
Dull Brushed Nickel	216.038.10	-	-	38mm	43mm
Polished Nickel	216.038.28	-	-	38mm	43mm
Satin Brass	216.038.35	-	-	38mm	43mm

SUPPLE

A gracefully moulded cup pull which adds a layer of luxury to your cabinetry. The sleek design is versatile and blends well across traditional and contemporary styles.



DULL BRUSHED NICKEL



BRUSHED BRASS

SUPPLE KNOB

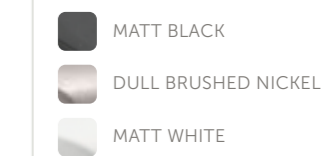
FINISH	CODE	HC	L	W/D	P/H
Matt Black	404.032.04	-	-	32mm	34mm
Polished Chrome	404.032.06	-	-	32mm	34mm
Dull Brushed Nickel	404.032.10	-	-	32mm	34mm
Brushed Brass	404.032.35	-	-	32mm	34mm
Brushed Antique Brass	404.032.38	-	-	32mm	34mm

SUPPLE PULL HANDLE

FINISH	CODE	HC	L	W/D	P/H
Matt Black	404.096.04	96mm	139mm	26mm	23mm
Polished Chrome	404.096.06	96mm	139mm	26mm	23mm
Dull Brushed Nickel	404.096.10	96mm	139mm	26mm	23mm
Brushed Brass	404.096.35	96mm	139mm	26mm	23mm
Brushed Antique Brass	404.096.38	96mm	139mm	26mm	23mm

CORNER

The Corner handle reflects mid-century design elements. A strong and sculptural design to make an elegant statement with defined detailing.



MATT BLACK

CORNER HANDLE

FINISH	CODE	HC	L	W/D	P/H
Matt Black	723.128.04	128mm	143mm	20mm	28mm
Matt Black	723.192.04	192mm	206mm	20mm	28mm
Dull Brushed Nickel	723.128.10	128mm	143mm	20mm	28mm
Dull Brushed Nickel	723.192.10	192mm	206mm	20mm	28mm
Matt White	723.128.25	128mm	143mm	20mm	28mm
Matt White	723.192.25	192mm	206mm	20mm	28mm



Studio

COLLECTION

BRONZE AND BEAUTIFUL

The Castella Studio Collections are sourced from across the globe and represent the highest quality of handcrafted European ironmongery.

Available by special order, Castella is proud to offer these handle ranges. The perfect handles for high-end projects, where only the best hardware will do.



SCAN TO VIEW
THE STUDIO
COLLECTION ON
OUR WEBSITE

HASTINGS

NEW DESIGN

The Hastings collection in solid brass is characterised by its smooth curves, which gives a classic look to cabinetry. The cup pulls, available in 2 sizes, are perfect for shaker style drawers, and the knobs can be used with or without the square backplate.



HASTINGS KNOB ON BACKPLATE

FINISH	CODE	HC	L	W/D	P/H	BACKPLATE
Polished Chrome	802.034.06	-	-	34mm	36mm	38x38mm
Satin Nickel	802.034.13	-	-	34mm	36mm	38x38mm
Satin Brass PVD	802.034.35PVD	-	-	34mm	36mm	38x38mm
Gunmetal PVD	802.034.45PVD	-	-	34mm	36mm	38x38mm



SATIN BRASS PVD

HASTINGS KNOB ON BACKPLATE

FINISH	CODE	HC	L	W/D	P/H	BACKPLATE
Polished Chrome	803.038.06	-	-	38mm	36mm	45x45mm
Satin Nickel	803.038.13	-	-	38mm	36mm	45x45mm
Satin Brass PVD	803.038.35PVD	-	-	38mm	36mm	45x45mm
Gunmetal PVD	802.034.45PVD	-	-	34mm	36mm	38x38mm



POLISHED CHROME

HASTINGS CUP PULL


FINISH	CODE	HC	L	W/D	P/H
Polished Chrome	802.096.06	96mm	40mm	108mm	23mm
Polished Chrome	802.203.06	203mm	40mm	229mm	23mm
Satin Nickel	802.096.13	96mm	40mm	108mm	23mm
Satin Nickel	802.203.13	203mm	40mm	229mm	23mm
Satin Brass PVD	802.096.35PVD	96mm	40mm	108mm	23mm
Satin Brass PVD	802.203.35PVD	203mm	40mm	229mm	23mm
Gunmetal PVD	802.096.45PVD	96mm	40mm	108mm	23mm
Gunmetal PVD	802.203.45PVD	203mm	40mm	229mm	23mm



SATIN NICKEL

TUSCAN FOUNDRY

Another unique Italian handmade range, beautifully suited to heritage homes.



TUSCAN FOUNDRY BOW HANDLE

FINISH	CODE	HC	L	W/D	P/H
Dark Bronze	502.128.41	128mm	155mm	20mm	25mm
Light Bronze	502.128.42	128mm	155mm	20mm	25mm
Silver	502.128.43	128mm	155mm	20mm	25mm



SILVER

TUSCAN FOUNDRY KNOB

FINISH	CODE	HC	L	W/D	P/H
Dark Bronze	503.030.41	-	30mm	23mm	25mm
Dark Bronze	503.040.41	-	40mm	28mm	26mm
Light Bronze	503.030.42	-	30mm	23mm	25mm
Light Bronze	503.040.42	-	40mm	28mm	26mm
Silver	503.030.43	-	30mm	23mm	25mm
Silver	503.040.43	-	40mm	28mm	26mm



LIGHT BRONZE

TUSCAN FOUNDRY HANDLE


FINISH	CODE	HC	L	W/D	P/H
Dark Bronze	506.128.41	128mm	135mm	12mm	40mm
Dark Bronze	506.224.41	224mm	232mm	12mm	40mm
Dark Bronze	506.315.41	315mm	325mm	12mm	37mm
Light Bronze	506.128.42	128mm	135mm	12mm	40mm
Light Bronze	506.224.42	224mm	232mm	12mm	40mm
Light Bronze	506.315.42	315mm	325mm	12mm	37mm
Silver	506.128.43	128mm	135mm	12mm	40mm
Silver	506.224.43	224mm	232mm	12mm	40mm
Silver	506.315.43	315mm	325mm	12mm	37mm



DARK BRONZE

LINEA ITALIANA

A truly unique range, finishes and textures slightly differing between every individual item, handmade to order in Italy.



LINEA ITALIANA BALL KNOB

FINISH	CODE	HC	L	W/D	P/H
Dark Bronze	501.020.41	-	-	20mm	25mm
Dark Bronze	501.030.41	-	-	30mm	38mm
Light Bronze	501.020.42	-	-	20mm	25mm
Light Bronze	501.030.42	-	-	30mm	38mm
Silver	501.020.43	-	-	20mm	25mm
Silver	501.030.43	-	-	30mm	38mm

LINEA ITALIANA SQUARE KNOB

FINISH	CODE	HC	L	W/D	P/H
Dark Bronze	504.025.41	-	25mm	25mm	22mm
Dark Bronze	504.035.41	-	35mm	35mm	26mm
Dark Bronze	504.045.41	-	45mm	45mm	29mm
Light Bronze	504.025.42	-	25mm	25mm	22mm
Light Bronze	504.035.42	-	35mm	35mm	26mm
Light Bronze	504.045.42	-	45mm	45mm	29mm
Silver	504.025.43	-	25mm	25mm	22mm
Silver	504.035.43	-	35mm	35mm	26mm
Silver	504.045.43	-	45mm	45mm	29mm

LINEA ITALIANA HANDLE

FINISH	CODE	HC	L	W/D	P/H
Dark Bronze	508.128.41	128mm	138mm	19mm	30mm
Dark Bronze	508.160.41	160mm	173mm	19mm	30mm
Dark Bronze	508.384.41	384mm	392mm	20mm	30mm
Light Bronze	508.128.42	128mm	138mm	19mm	30mm
Light Bronze	508.160.42	160mm	173mm	19mm	30mm
Light Bronze	508.384.42	384mm	392mm	20mm	30mm
Silver	508.128.43	128mm	138mm	19mm	30mm
Silver	508.160.43	160mm	173mm	19mm	30mm
Silver	508.384.43	384mm	392mm	20mm	30mm



KENSINGTON

NEW DESIGN

The Kensington range in the Studio Collection is a solid brass handle inspired by the Art Deco era of the 1920's and 1930's. This is reflected in the geometric form of the handle.



KENSINGTON KNOB

FINISH	CODE	HC	L	W/D	P/H
Gunmetal PVD	800.030.45PVD	-	-	30x30mm	30mm
Polished Chrome	800.030.06	-	-	30x30mm	30mm
Satin Brass PVD	800.030.35PVD	-	-	30x30mm	30mm



KENSINGTON HANDLE

FINISH	CODE	HC	L	W/D	P/H
Gunmetal PVD	800.128.45PVD	128mm	152mm	30mm	30mm
Gunmetal PVD	800.160.45PVD	160mm	184mm	30mm	30mm
Gunmetal PVD	800.224.45PVD	224mm	248mm	30mm	30mm
Polished Chrome	800.128.06	128mm	152mm	30mm	30mm
Polished Chrome	800.160.06	160mm	184mm	30mm	30mm
Polished Chrome	800.224.06	224mm	248mm	30mm	30mm
Satin Brass PVD	800.128.35PVD	128mm	152mm	30mm	30mm
Satin Brass PVD	800.160.35PVD	160mm	184mm	30mm	30mm
Satin Brass PVD	800.224.35VPD	224mm	248mm	30mm	30mm



BEXHILL

NEW DESIGN

The solid brass Bexhill Collection has been hammered to create a beautiful and tactile finish. Bexhill adds flair, and a bit of drama, to your cabinetry.



BEXHILL HAMMERED KNOB

FINISH	CODE	HC	L	W/D	P/H
Polished Nickel	801.038.28	-	-	38mm	28mm
Satin Brass	801.038.35	-	-	38mm	28mm
Gunmetal	801.038.45	-	-	38mm	28mm
Aged Brass	801.038.46	-	-	38mm	28mm

BEXHILL HAMMERED HANDLE

FINISH	CODE	HC	L	W/D	P/H
Polished Nickel	801.160.28	160mm	196mm	15mm	35mm
Satin Brass	801.160.35	160mm	196mm	15mm	35mm
Gunmetal	801.160.45	160mm	196mm	15mm	35mm
Aged Brass	801.160.46	160mm	196mm	15mm	35mm



POLISHED NICKEL



AGED BRASS

20 YEARS OF FAMILY BUSINESS



Founded in 2003 by the Saunders family, Castella has maintained a strong commitment to curating a range of handles that inspires the very best in design.

We maintain exclusive partnerships with leading European designers and manufacturers, and our own craftsmanship is displayed through our in-house collections that we have been offering since 2020.



INDEX

CODE	PG	CODE	PG	CODE	PG	CODE	PG	CODE	PG	CODE	PG	CODE	PG
502.128.42	79	530.200.07	63	605.320.39	59	744.042.86	33	764.040.15	66	792.224.15	67	797.025.32	17
502.128.43	79	530.200.35	63	630.250.04	7	744.096.03	33	764.040.25	66	793.224.04	39	797.025.36	17
503.030.41	79	530.200.45	63	630.250.06	7	744.096.86	33	764.150.03	67	793.224.06	39	797.025.37	17
503.030.42	79	530.250.04	63	630.250.39	7	744.128.03	33	764.150.06	67	793.224.10	39		
503.030.43	79	530.250.07	63	630.250.40	7	744.128.86	33	764.150.15	67	793.224.25	39	801.038.28	82
503.040.41	79	530.300.04	63			748.034.03	45	768.039.04	66	793.320.04	39	801.038.35	82
503.040.42	79	530.300.07	63	708.128.04	17	748.034.80	45	768.039.06	66	793.320.06	39	801.038.45	82
503.040.43	79	530.300.35	63	708.128.15	17	748.034.86	45	768.039.15	66	793.320.10	39	801.038.46	82
504.025.41	80	530.300.45	63	708.128.15	17	748.096.03	45	768.039.25	66	793.320.25	39	801.160.28	82
504.025.42	80			708.128.25	17	748.096.80	45	768.050.04	66	795.128.04	16	801.160.35	82
504.025.43	80	600.030.04	6	708.192.04	17	748.096.86	45	768.050.06	66	795.128.10	16	801.160.45	82
504.035.41	80	600.030.06	6	708.192.15	17	748.128.03	45	768.050.15	66	795.128.25	16	801.160.46	82
504.035.42	80	600.030.39	6	708.192.15	17	748.128.80	45	768.050.25	66	795.128.32	16	802.034.06	78
504.035.43	80	600.030.40	6	708.192.25	17	748.128.86	45	776.145.04	67	795.128.36	16	802.034.13	78
504.045.41	80	600.060.04	6	716.032.15	14	751.060.04	8	776.145.06	67	795.128.37	16	802.034.35PVD	78
504.045.42	80	600.060.06	6	716.050.15	14	751.060.10	8	776.145.15	67	795.192.04	16	802.034.45PVD	78
504.045.43	80	600.060.39	6	716.080.15	14	751.060.25	8	776.145.25	67	795.192.10	16	802.096.06	78
506.128.41	79	600.060.40	6	723.128.04	75	752.034.03	35	778.096.08	47	795.192.25	16	802.096.13	78
506.128.42	79	600.192.04	6	723.128.10	75	752.034.80	35	778.096.21	47	795.192.32	16	802.096.35PVD	78
506.128.43	79	600.192.06	6	723.128.25	75	752.034.85	35	780.030.08	47	795.192.36	16	802.096.45PVD	78
506.224.41	79	600.192.39	6	723.192.04	75	752.096.03	35	780.035.08	47	795.192.37	16	802.203.06	78
506.224.42	79	600.192.40	6	723.192.10	75	752.096.80	35	784.030.08	47	795.320.04	16	802.203.13	78
506.224.43	79	600.320.04	6	723.192.25	75	752.096.85	35	784.035.08	47	795.320.10	16	802.203.35PVD	78
506.315.41	79	600.320.06	6	724.160.06	7	752.128.03	35	788.128.07	8	795.320.25	16	802.203.45PVD	78
506.315.42	79	600.320.39	6	724.160.10	7	752.128.80	35	788.160.07	8	795.320.32	16	803.038.06	78
506.315.43	79	600.320.40	6	724.192.06	7	752.128.85	35	788.192.07	8	795.320.36	16	803.038.13	78
508.128.41	81	601.035.04	7	724.192.10	7	756.034.03	32	788.224.07	8	795.320.37	16		
508.128.42	81	601.035.06	7	732.030.06	39	756.034.85	32	788.288.07	8	796.025.04	17		
508.128.43	81	601.035.39	7	732.030.10	39	756.096.03	32	788.384.07	8	796.025.06	17		
508.160.41	81	601.035.40	7	732.160.06	39	756.096.85	32	788.448.07	8	796.025.10	17		
508.160.42	81	605.160.04	59	732.160.10	39	756.128.03	32	788.672.07	8	796.025.25	17		
508.160.43	81	605.160.06	59	732.192.06	39	756.128.85	32	788.896.07	8	796.025.32	17		
508.384.41	81	605.160.39	59	732.192.10	39	764.030.04	66	788.1280.07	8	796.025.36	17		
508.384.42	81	605.192.04	59	736.030.03	34	764.030.06	66	792.160.06	67	796.025.37	17		
508.384.43	81	605.192.06	59	736.030.86	34	764.030.15	66	792.160.10	67	797.025.04	17		
530.150.04	63	605.192.39	59	736.096.03	34	764.030.25	66	792.160.15	67	797.025.06	17		
530.150.07	63	605.320.04	59	736.096.86	34	764.040.04	66	792.224.06	67	797.025.10	17		
530.200.04	63	605.320.06	59	744.042.03	33	764.040.06	66	792.224.10	67	797.025.25	17		

  This book has been printed on a mixture of 100% post-consumer recycled content and paper certified by the Forest Stewardship Council (FSC) and Programme for the Endorsement of Forest Certification (PEFC). PEFC is committed to sustainable forest management through third party forest certification of responsibly managed forests. Printed in Tasmania.

CASTELLA
24-26 Station St, Moonah, Tasmania, AUS 7009
1300 71 71 20 | castella@castella.com.au | castella.com.au

HANDLE PRODUCT PHOTOGRAPHER: **BH PHOTO**

COVER IMAGE FEATURING **TERRACE HANDLE** | DESIGN **LUX INTERIORS** | PHOTOGRAPHER **SILVERTONE PHOTO**

© 2023 CASTELLA

CASTELLA

castella@castella.com.au

castella.com.au

1300 71 71 20



SCAN TO VISIT THE CASTELLA WEBSITE